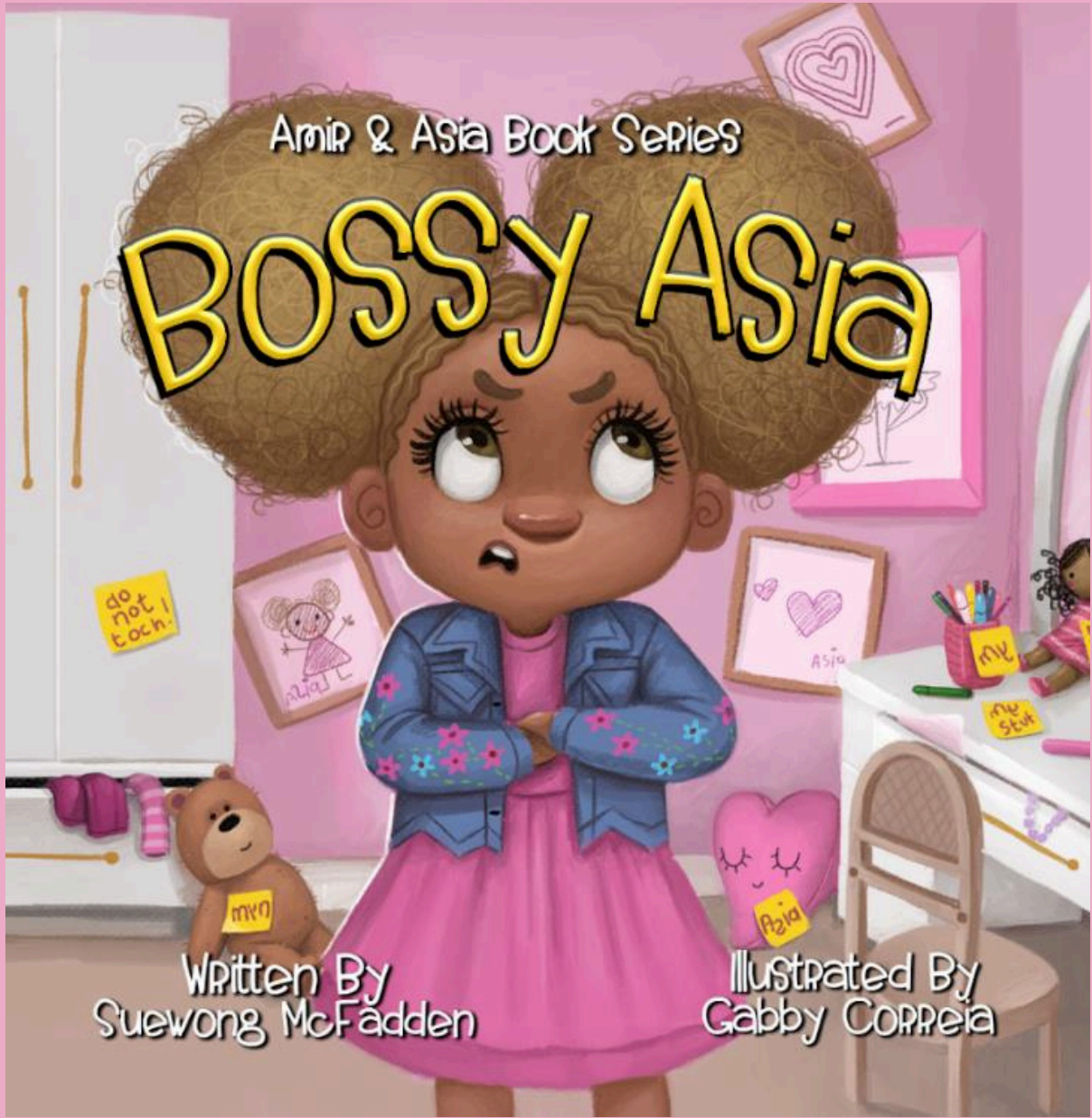


Amir & Asia Book Series

BOSSY ASIA



Written By
Suewong McFadden


Illustrated By
Gabby Correia

EDUCATIONAL TEACHING GUIDE

Resources designed by: the sunny side

BOSSY ASIA

TEACHING GUIDE



About the Book

Filled with heartwarming relationships and valuable life lessons, this engaging book is a perfect read-aloud for families and educators, captivating young readers with its delightful stories and empowering them with social-emotional learning skills.

About the Author

SUEWONG MCFADDEN

Suewong McFadden is a multi-talented, professional educator in Phoenix, Arizona. Originally from Durham, North Carolina, where she obtained her B.A. Theatre Education in 2016 at the illustrious North Carolina Central University. Currently obtaining her MAT in Curriculum & Instruction at the University of Phoenix. McFadden has been working in the education field for over 9 years. She continues to strive to make sure all children achieve the best educational experience.

Pre-reading activities

Before reading BOSSY ASIA consider the following activities to engage your readers.

1. Take a picture walk of the story, flipping each page and pointing out the illustrations. Encourage students to predict what will happen in the story.
2. Host a class-wide discussion about the title. Why did the author choose that title? What might we be reading about?
3. Create a mind map to brainstorm what students already know about the word bossy.



EDUCATIONAL ACTIVITIES

BOSSY ASIA is the first book in the “Amir and Asia” series, where two cousins embark on delightful adventures. The special message in this story encourages students to think about what it means to be bossy. The inquiry-driven activities in this guide apply to a variety of content areas and educational standards. They may be used for a range of learners and are aligned to the CCSS and NGSS.

Social-Emotional Bossy vs. Leader sort

Target Grade Range: K – 5th Grade
Suewong McFadden teaches us the difference between being bossy and being a leader. This is a lesson that the main character, Asia, learns in the story. Take this a step further with this sort. Students will read descriptions and decide whether the description shows someone who is bossy or someone who is a good leader. After cutting, students will glue each description on the appropriate side of the table.

Social-Emotional Friendship Puzzle

Target Grade Range: K – 5th Grade
We watch Asia tackle issues with her classmates and friends. Show what a good friend means with this interactive, social-emotional activity. Students will use the puzzle pieces to draw and/or write about what being a good friend means to them. After cutting the pieces apart, they'll have a partner put their puzzle together and discuss the pieces. Cover a range of speaking and listening standards with this fun project!

Writing

Bossy acrostic poem

Target Grade Range: 1st– 5th Grade
In BOSSY ASIA, we learn all about the word bossy. We see how Asia acts bossy and ultimately what that behavior leads to. In this acrostic poem activity, students will write about bossiness, using each letter from the word. Students will enjoy this creative writing activity that allows them to think about a central concept from the story. Students can add a colorful picture to their poem.



Author – Suewong McFadden

Illustrator – Gabby Correia

EDUCATIONAL ACTIVITIES

BOSSY ASIA is the first book in the “Amir and Asia” series, where two cousins embark on delightful adventures. The special message in this story encourages students to think about what it means to be bossy. The inquiry-driven activities in this guide apply to a variety of content areas and educational standards. They may be used for a range of learners and are aligned to the CCSS and NGSS.

English Language-Arts

Summarizing

Target Grade Range: 1st-5th Grade

Students will summarize the story using a unique strategy called Somebody, Wanted, But, So, Then. They will answer the questions on the differentiated graphic organizer, allowing students to summarize the key points of the story from start to finish. There are differentiated lines for both younger and older students to complete this literacy activity.

English Language-Arts

Heart of the story

Target Grade Range: 2nd - 5th Grade

An author’s message differs from story to story. Students will explore the important message, or the heart of the story, with this ELA activity. Encourage children to use evidence from the text to support their thinking. Then, they can add a picture inside the heart. The graphic organizers have differentiated lined paper, appropriate for students in a range of grade and ability levels.

English Language-Arts

How Characters Change

Target Grade Range: 2nd – 5th Grade

We see the main character, Asia, change from start to finish. In this ELA exercise, students will consider how Asia changed and what caused the change to happen. There are differentiated lines for both younger and older students to complete this activity. Younger students can simply draw a picture, while older students can use the lined paper.



EDUCATIONAL ACTIVITIES

BOSSY ASIA is the first book in the “Amir and Asia” series, where two cousins embark on delightful adventures. The special message in this story encourages students to think about what it means to be bossy. The inquiry-driven activities in this guide apply to a variety of content areas and educational standards. They may be used for a range of learners and are aligned to the CCSS and NGSS.



Art

Coloring Pages

Target Grade Range: K – 5th Grade

Who doesn't love coloring pages?! Students will choose their preferred art supply to color detailed scenes from the story.

Art


Character Craft

Target Grade Range: K-5th Grade

What better way to celebrate this amazing new story than with an art project? Have students create a character craft and reflect on what the main character learned!

Gather the needed supplies (construction paper, copy paper, scissors, glue sticks, pencils) and allow students to create a beautiful piece of art that honors the main character, Asia, from the story.

SOCIAL / EMOTIONAL ACTIVITY



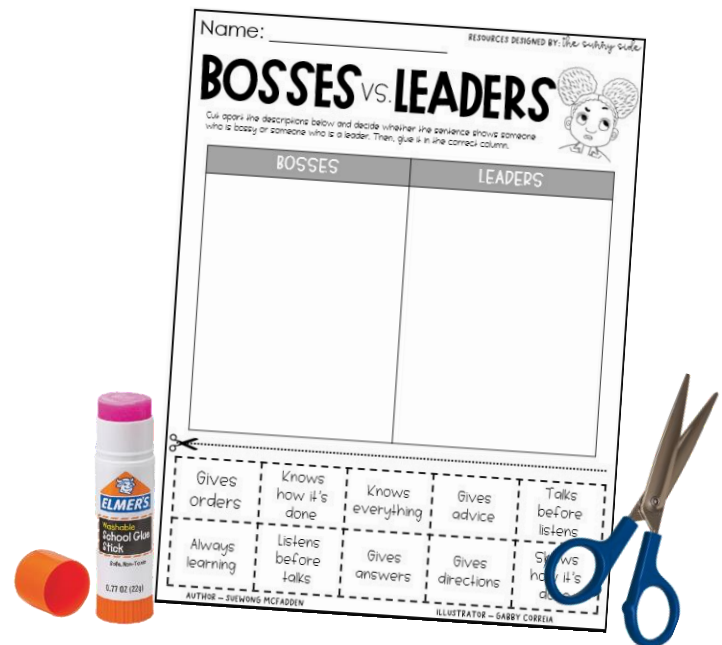
BOSSSES vs. LEADERS SORT

Standards:

- CCSS.ELA-LITERACY.SL.K.1-6
- CCSS.ELA-LITERACY.SL.1.1-6
- CCSS.ELA-LITERACY.SL.2.1-6
- CCSS.ELA-LITERACY.SL.3.1-6
- CCSS.ELA-LITERACY.SL.4.1-6
- CCSS.ELA-LITERACY.SL.5.1-6

You will need:

- White or colored copy paper
- Pencils
- Scissors
- Glue sticks



Step-by-step to-do list:

Copy the BOSSSES VS. LEADERS sort on white copy paper.

1. First, brainstorm a list of adjectives that describe a boss and a leader and record them on the white board.
2. Model for students how they will read each description, cut it out, and paste into the correct column – either Bosses or Leaders.
3. Allow time for students to work independently.
4. Then, they should gather in small groups (2 – 4 students per group) and share their sorts with each other.
5. Finally, meet as a whole group and go over the correct answers.

For younger students (1st grade and younger) you may want to complete this activity as a whole group together.